

星辉数控
EXCITECH

星辉数控
EXCITECH



高速柔性

封边单元

High-speed Flexible Edgebanding Cell



地址：山东省济南市高新区港源七路1832号

电话：400-800-5937

网址：www.sh-cnc.com

VER2022.07

Address: No.1832 GangYuanQi Road, Hi-Tech Industry Area
Jinan, Shandong Province, P.R.China

E-mail: global@sh-cnc.com / export@sh-cnc.com

Website: www.excitechcnc.com

WhatsApp: +86 186 5313 1750 Mobile: +86 186 5319 8309





星辉数控是一家专注于自动化木工数控设备研发、制造及生产软件开发和应用的企业，总部位于济南国家级高新开发区，华南生产基地位于广东肇庆大旺国家高新区，是高新技术企业。

Partners 合作伙伴

我们是国内率先能够进行专业智能工厂整厂规划并提供相关成套设备及软件的厂家，全球上百套成熟落地案例，我们的数控开料设备、全自动直线封边机及高速数控排钻加工中心，结合自动化软件的定制家具柔性加工生产线，能够真正为您量身打造板式橱柜衣柜生产的一揽子解决方案，将定制化纳入规模化生产。

我们专注于打造家具产业智能工厂，产品涵盖板式家具生产线设备、数控开料设备、数控裁板锯系列、全自动封边机系列、数控排钻加工中心系列、镗铣加工中心系列、全系列五轴立体化加工中心、不同规格型号的加工中心和雕刻机等机械设备，广泛应用于板式家具、定制橱柜衣柜、五轴三维立体化加工、实木家具等非金属数控加工领域。

Partners 合作伙伴 我们还有更多合作伙伴，期待您的加入！

We Are EXCITECH®

- 高新技术企业
- 第一批“高端装备制造创新型企业”
- 山东省工程技术研究中心
- 山东省科技进步一等奖
- 科技鉴定为国内领先水平

47项
国家认定的荣誉及奖项
National Awards

148项
发明及实用新型专利
Invention and Awards

40项
软件著作权
Software Copyright

截至到2021年底统计



Global Presence, Local Reach

Excitech has proven itself quality-wise by its successful presence in over 100 countries worldwide. Supported by a strong and resourceful sales and marketing network as well as technical support teams who are well trained and committed in providing our partners the best possible service, Excitech has gained a global reputation as one of the most reliable and trusted CNC machinery solution providers. Excitech provides 24hr factory support with a team of highly experienced engineers that serve customers and partners around the world, around the clock.

A Commitment to Excellence

Excitech, a professional machinery manufacturing company, was established with the most discriminating customers in mind.



100+ 产品远销
国家和地区


EXCITECH has proven itself quality - wise
by its successful presence in over 100 countries worldwide


服务网点覆盖全球，售后无忧
Global presence + 7/24 online support

目录 Contents

智能工厂生产解决方案 SMART FACTORY

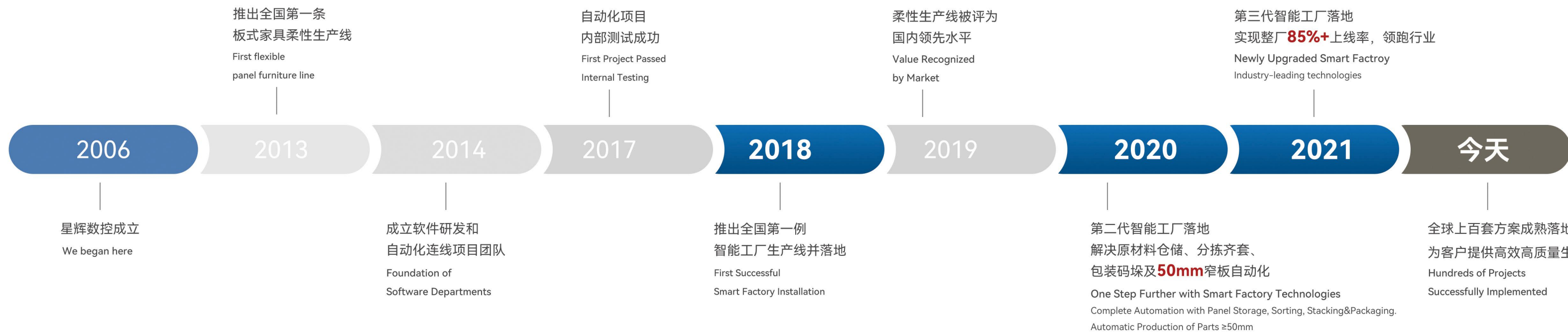
智能工厂发展里程 5 Milestones	高速柔性封边单元 11 Edgebanding Cell
智能工厂客户实例 7 Customer Spotlights	柔性封边设备 17 Edgebanding Machine
封边设备优势 9 Our Advantages	





智慧柔性生产线发展时间线

Milestones — Maintain the Lead by Continuous Efforts to Grow and Innovate



85%
降低不良品率
Reduced Bad Products

5cm
最小板上线尺寸
Small Parts

90±1%
揉单优化率
Optimization Rate

90%+
上线率
Automotized

全球成功案例

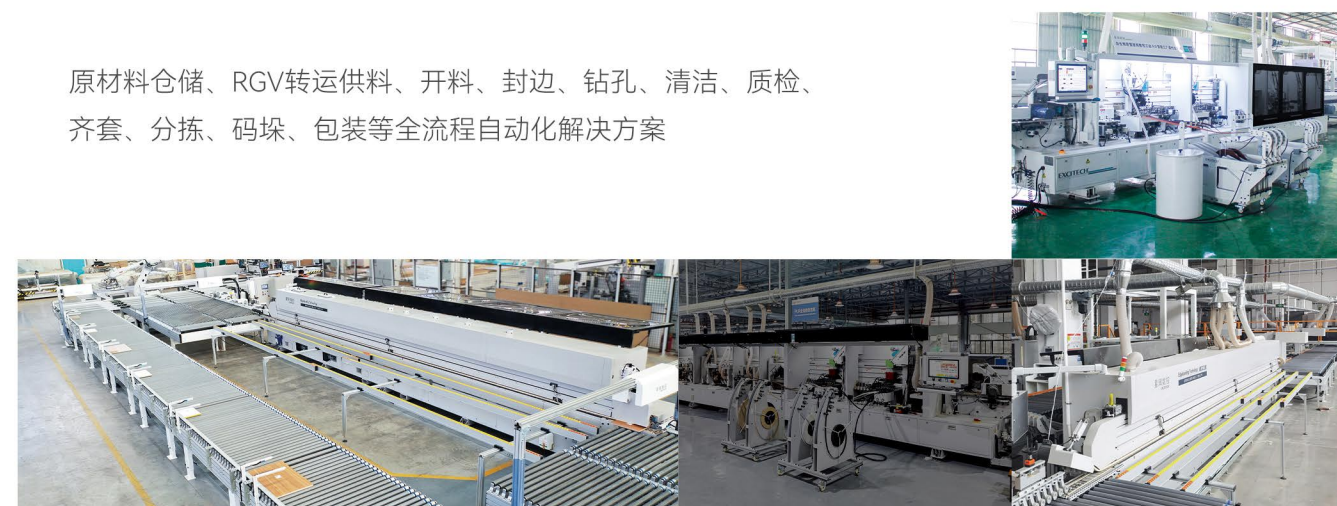
全球成熟落地，欢迎实地考察！

Hundreds of projects have been implemented globally!



定制家具智慧生产全生命周期解决方案
整厂规划、设计拆单软件、MES生产管理软件、自动化设备...

原材料仓储、RGV转运送料、开料、封边、钻孔、清洁、质检、
齐套、分拣、码垛、包装等全流程自动化解决方案



稳定高效

Longer Service Life, Greater ROI


高速生产的同时，保证了高标准的精度和稳定性

软件+硬件，

我们做的更好

结构设计

两侧板反U型折弯，增强床身纵向抗弯强度
加强筋拉紧，增强床身横向抗弯强度




结构工艺

床身退火，释放应力
整机铣平为16mm厚原板，找平基准面
一体式全焊接床身，应力均匀，二十年不变形



结构稳定

铝导轨、铝压梁全部采用航空铝
钢材全部采用大型原厂钢



自研部套


Independently Developed Units

全球技术实力---自主研发核心部套

卧式水平齐头



伺服跟踪



伺服精控涂胶



伺服精准送带



伺服精准压贴

Edgebanding Cell

柔性封边单元

Four Edgebanders Cell--High speed, Batch size 1 edge processing (≥50mm)

高速柔性四机连线 (5公分上线)


产能: 4500-6500片/10小时 占地: 36x12.5m 人工: 2人
Output: 4500-6500 pcs /10 hours Footprint: 36x12.5m Operator: 2

| 30米/分钟高速封边

| 不同颜色、封带柔性加工

| 宽度: 5-120公分, 长度25-280公分板件均可上线加工

自动化生产 Automatic Production	不受人工限制, 方便开展多班生产 Multi shift production
减省人工 Reduced Labor Cost	对比同样数量的单机, 减少所需操作人员 Require less operators than manual processing
避免人为错误 Eliminates Errors	有效减少人为因素造成的生产错误及板材损伤 Reduce processing error and panel damage
信息化管理 Informatization	软硬件一体化, 生产数据实时呈现 Integrated solutions, real-time production data recording



Fast and Flexible

真正的高速柔性

30m/min速度下的稳定切换

30m/min feed speed.
Stable changeover

140万次+/年

柔性加工 稳定切换

Stable performance even with 1.4 million times of changeover every year


- 胶锅切换
- 封带切换
- 跟踪功能开/关切换
- 抛光切换
-

板间距控制

Minimized gap between workpiece

不同颜色、大小、同板不同色均可上线加工

Changeover between glue tanks, different edges, corner round types and buffing unit. Batch size 1 solution without compromising output.



远超行业内平均板间距




Edgebanding Cell

窄板柔性封边单元

Four Edgebanders Cell--for Narrow Components Processing (≥50mm)

5公分窄板自动化四机连线

产能: 4500片/10小时 占地: 27.5x12.5m 人工: 2人
Output: 4500 pcs /10 hours Footprint: 27.5x12.5m Operator: 2



5公分 自动化解决方案

全球首创，解决窄板自动化世界级难题



软+硬件一体化的全套解决方案
We supply integrated solutions including softwares

Produce with Intelligence

智能操控

人机交互应用

多终端可视化生产数据，实时掌握生产状态
Interactive and intuitive operation

设备状态监控

生产数据及设备状态分析、统计、预计提升
Cell control and machine monitoring (display of production data, machine occupation, error message, troubleshooting, etc. and solutions)

柔性作业

扫码识别不同工艺需求，实现多种功能切换及数据交互
Batch size 1 and order-oriented (automatic component identification via barcode)

深度定制化

人性化操作，可拓展性强
Tailored to fit--your solution


Edgebanding Cell

柔性封边单元

Edge Banding Cell with Four Interlinked Edgebanders (for components≥250mm)

柔性四机连线 (25公分上线)

产能: 4500-6500片/10小时 占地: 38x12.5m 人工: 2人
Output: 4500-6500 pcs /10 hours Footprint: 38x12.5m Operator: 2




Edgebanding Cell

柔性封边单元

Two Single-sided Edgebanders In a Cell

智能柔性封边机左右手


产能: 3000片/10小时 占地: 43x7.5m 人工: 2人
Output: 3000 pcs /10 hours Footprint: 43x7.5m Operator: 2



Real Servo Controlled High-speed Edgebander 真正全伺服高速封边机



EF688




速度可达32m/min的超高速柔性封边机 | 水平齐头 | 伺服送带 | 伺服压贴 | 伺服涂胶 | 伺服跟踪

Complete Servo Controlled Batch Size 1 Edge Processing Technology--as rapid as 32m/min, stationary snipping unit, servo edge infeed, servo controlled pressure rollers, servo gluing unit and servo corner rounding.

分离剂 → 预铣 → 红外线烤灯 → 快速熔胶 → 上胶锅伺服涂胶*2 → 伺服送带 → 伺服压贴 → 气动水平齐头 → 粗修 → 精修 → 伺服跟踪 → 刮边 → 断丝 → 平刮 → 清洁剂 → 抛光*2
 Spray Separate Agent Pre Milling Pre Heating Top Hotmelt Top Melt Servo Gluing*2 Servo Tape Magazing Servo Pressing Pneumatic Stationary Snipping Unit Rough Trimming Fine Trimming Servo Corner Rounding Scraping Off Cut Flat Scraping Spray Clean Agent Buffing*2

自研部件

可对斜边、C型、J型、Z型等异形端头线上倒角，可进行侧面打孔



Servo Corner Trimming Unit

自研部件

伺服精准送带

伺服电机驱动，精准送带
结构优化更加简洁，维护方便



Servo Edge Infeed

自研部件

伺服精准涂胶+压贴

型腔内部光洁滑顺，清理余胶简便，
伺服电机精准调控涂胶量，减少胶线



Servo Gluing Unit and Servo Controlled Pressure Rollers

自研部件

水平齐头单元

闭环控制，不磕板、不撞板，
结构可靠，维护方便




Pneumatic Stationary Snipping Unit

High-speed Edgebander for Batch Size 1 Production 高速柔性封边机



EF687



速度可达30m/min的高速柔性封边机 | 水平齐头 | 伺服送带 | 伺服压贴 | 伺服涂胶

High speed flexible edge processing technology--as rapid as 30m/min, stationary snipping unit, servo edge infeed, servo controlled pressure rollers and servo gluing unit.

分离剂 → 预铣 → 红外线烤灯 → 快速熔胶 → 上胶锅伺服涂胶*2 → 伺服送带 → 伺服压贴 → 气动水平齐头 → 粗修 → 精修 → 四电机跟踪 → 刮边 → 断丝 → 平刮 → 清洁剂 → 抛光*2
 Spray Separate Agent Pre Milling Pre Heating Top Hotmelt Top Melt Servo Gluing*2 Servo Tape Magazing Servo Pressing Pneumatic Stationary Snipping Unit Rough Trimming Fine Trimming Corner Rounding with 4 Motors Scraping Off Cut Flat Scraping Spray Clean Agent Buffing*2

High-speed Edgebanding 高速封边机



EF686




速度可达30m/min的高速柔性封边机 | 水平齐头

High Speed Edgebander--30m/min, Stationary Snipping Unit

分离剂 → 预铣 → 红外线烤灯 → 下胶锅送带贴边 → 快速熔胶 → 上胶锅送带贴边 → 气动水平齐头 → 粗修 → 精修 → 两电机跟踪 → 刮边 → 断丝 → 平刮 → 清洁剂 → 抛光*2
 Spray Separate Agent Pre Milling Pre Heating Bottom Glue Tank Tape Infeed & Pressing Top Hotmelt Top Glue Tank Tape Infeed & Pressing Pneumatic Stationary Snipping Unit Rough Trimming Fine Trimming Corner Rounding with 2 Motors Scraping Off Cut Flat Scraping Spray Clean Agent Buffing*2

High-speed Edgebanding Series 高速封边机系列

EF683GIIM



双精修+双刮边

Double Fine Trimming+Double Scraping

双上胶锅+快熔

Double Top Glue Pots+ Quick Melt

四电机仿形跟踪

Corner Rounding with 4 motors

高速履带式

High speed V-belt Top Pressure Sliding Chain

前喷雾→预铣→预热灯1→上涂胶1（快速熔胶1）→送带1→压贴1→预热灯2→上涂胶2（快速熔胶2）→送带2→压贴2→齐头→精修1（带避让）→精修2（带避让）→四刀跟踪→刮边1（带避让）→刮边2（带避让）→断丝→平刮→后喷雾→气动抛光1→气动抛光2

Spray Separate Agent → Pre Milling → Pre-Heating1 → Top Hotmelt1 → Tape Magazine1 → Pressing1 → Pre Heating 2 → Top Hotmelt 2 → Tape Magazine 2 → Pressing 2 → End Trimming → Fine Trimming 1 → Fine Trimming 2 → Corner Rounding with 4 motors → Scraping 1 → Scraping 2 → Off Cut → Flat scraping → Spray Clean Agent → Pneumatic Buffing*2

EF683GII



双上胶锅+快熔

Double Top Glue Pots+ Quick Melt

四电机仿形跟踪

Corner Rounding with 4 motors

高速履带式

High speed V-belt Top Pressure Sliding Chain

前喷雾→预铣→预热灯1→上涂胶1（快速熔胶1）→送带1→压贴1→预热灯2→上涂胶2（快速熔胶2）→送带2→压贴2→齐头→粗修→精修→四刀跟踪→刮边→断丝→平刮→后喷雾→气动抛光1→气动抛光2

Spray Separate Agent → Pre Milling → Pre Heating 1 → Top Hotmelt 1 → Tape Magazine 1 → Pressing 1 → Pre Heating 2 → Top Hotmelt 2 → Tape Magazine 2 → Pressing 2 → End Trimming → Rough Trimming → Fine Trimming → Corner Rounding with 4 motors → Scraping → Off Cut → Flat scraping → Spray Clean Agent → Pneumatic Buffing*2

Narrow Parts Edgebanding Technologies 窄边封边机系列



EF583GIW



上胶锅（快熔）+下胶锅


Top Glue Pot with Quick Melt+Bottom Glue Pot

4公分窄板封边

Narrow Parts Processing (≥40mm)

前喷雾→预铣→预热灯1→下涂胶→送带1→压贴1→预热灯2→上涂胶（快速熔胶）→送带2→压贴2→齐头→粗修→精修→跟踪→刮边→断丝→平刮→后喷雾→抛光1→抛光2

Spray Separate Agent → Pre Milling → Pre Heating 1 → Bottom Glue Pot → Tape Magazine 1 → Pressing1 → Pre Heating 2 → Top Hotmelt → Tape Magazine 2 → Pressing 2 → End Trimming → Rough Trimming → Fine Trimming → Corner Rounding → Scraping → Off Cut → Flat Scraping → Spray Clean Agent → Buffing *2



EF581W30



上胶锅（快熔）+下胶锅

Top Glue Pot with Quick Melt+Bottom Glue Pot

3公分窄板长边封边

Long Narrow Parts Edge Processing (≥30mm)

前喷雾→预铣→预热灯1→下涂胶→送带1→压贴1→预热灯2→上涂胶（快速熔胶）→送带2→压贴2→齐头→粗修→精修→刮边→断丝→平刮→后喷雾→抛光1→抛光2

Spray Separate Agent → Pre Milling → Pre Heating 1 → Bottom Glue Pot → Tape Magazine 1 → Pressing 1 → Pre Heating 2 → Top Hotmelt → Tape Magazine 2 → Pressing 2 → End Trimming → Rough Trimming → Fine Trimming → Scraping → Off Cut → Flat Scraping → Spray Clean Agent → Buffing*2

Options 可选配置




PUR注胶机可使板材封边后更牢固性，可见胶缝比EVA小

PUR adhesive melting unit available for water-proof and zero joint requirements




单机封边回转线，可减少人工作强度，提高加工效率

Edgebander with return conveyors, greatly helps reducing down time while improving productivity



2/4/6/12通道伺服换带，独特的导带机构设计，不易卡带，伺服驱动，精准送带


2/4/6/12 slot servo tape magazines available for upgrade. Smooth guidance, servo driven, the edge infeed is both precise and swift.



选配自动补胶机构
Automatic glue refill device available



选配电子安全锁装置
Safety lock available



上开槽、下开槽、水平开槽功能，可独立控制拉槽深度

Top, bottom and side grooving available

Technical Data 技术参数

系列 Series	外形尺寸 Dimension	总功率 Power	净重 Net. Weight	加工速度 Working Speed	板材厚度 Panel Thickness	板材长度 Panel Length	板件宽度 Panel Width	封边带厚度 Edge Thickness	封边带宽度 Edge Width	吸尘信息 Dust Extraction Info.
连线封边机系列 Edge Bander for Intelligent Processing										
688	9580x1700x830mm	22kW	4100kg	跟踪: 32m/min	8-80mm	> 120mm	> 60mm	0.4-3mm	16-65mm	Φ100*9
687	9580x1700x830mm	21kW	3650kg	不跟踪: 30m/min 跟踪: 26m/min	8-60mm	> 120mm	不开预铣跟踪 > 45mm 开预铣跟踪 > 60mm	0.4-3mm	16-65mm	Φ100*9
686	9580x1700x830mm	28kW	3700kg	不跟踪: 30m/min 跟踪: 22m/min	10-60mm	不开预铣 > 120mm 开预铣 > 200mm	> 60mm	0.4-3mm	16-65mm	Φ100*9
683GIIM	10080x1800x980mm	29kW	3850kg	20-28m/min	10-60mm	> 250mm	> 250mm	0.4-3mm	16-65mm	Φ100*9
683GII	9600x1800x980mm	29kW	3700kg							Φ100*8
681GII	8010x1800x980mm	28kW	3350kg							Φ100*6
583GI	7960x1800x980mm	26kW	3200kg							Φ100*7
581GI	6850x1800x980mm	17kW	3000kg							Φ100*5
连线窄板封边机系列 Narrow Parts Edge Bander for Intelligent Processing										
583GIW	7960x1800x980mm	26kW	3200kg	18-24m/min	10-60mm	> 250mm	> 50mm	0.4-3mm	16-65mm	Φ100*7
581GIW	6850x1800x980mm	17kW	3000kg				> 50mm			Φ100*5
581GIW30	6850x1800x980mm	17kW	3000kg				> 30mm (仅封长边)			Φ100*6
6系履带式高速封边机 EF6 Series High Speed Edge Bander										
683GIIN	9580x1800x940mm	28kW	3650kg	20-28m/min	10-60mm	> 150mm	> 80mm	0.4-3mm	16-65mm	Φ100*8
683GIM	10200x1800x940mm	31kW	4150kg							Φ100*10
683GM	10200x1800x940mm	30kW	4100kg							Φ100*10
683GI	9580x1800x940mm	28kW	4050kg							Φ100*8
5系压轮式封边机 EF5 Series Edge Bander										
583GIMW	8430x1800x980mm	27.5kW	3650kg	18-24m/min	10-60mm	> 150mm	> 40mm	0.4-3mm	16-65mm	Φ100*6
583GKW	7960x1800x980mm	26.5kW	3600kg							Φ100*6
583GIW	7960x1800x980mm	26kW	3550kg							Φ100*5
583GW	7960x1800x980mm	25kW	3500kg							Φ100*5
583W	6250x1600x900mm	16kW	3300kg							Φ100*5
582W	5610x1600x900mm	12kW	3150kg	18-24m/min	10-60mm	> 150mm	> 30mm (仅封长边)	0.4-3mm	16-65mm	Φ100*3
581W30	5090x1600x900mm	15.5kW	3100kg							Φ100*4
580W30	4450x1600x900mm	10.5kW	2950kg							Φ100*2

★产品不断升级改良，当外观、配置与参数变更时，均以技术协议为准
For specific machine configurations, please refer to your technical agreement